

AGENDA REQUEST

FOR: COUNCIL MEETING OF DECEMBER 18, 2012


FROM:

MAYOR LIONELD JORDAN and COUNCIL MEMBERS SARAH LEWIS, BRENDA BOUDREAUX and BOBBY FERRELL

ORDINANCE OR RESOLUTION TITLE AND SUBJECT:


An Ordinance Amending Section 31.16 Aldermen, Compensation Of The Code Of Fayetteville To Alter The Monthly Compensation Received By Members Of The City Council

APPROVED FOR AGENDA:




Mayor

11/30/12
Date



Sarah Lewis
Council Member

11/30/12
Date




Brenda Boudreaux
Council Member

12/4/12
Date



Bobby Ferrell
Council Member

11.30.12
Date



Assistant City Attorney
(as to form)

11-30-12
Date

ORDINANCE NO. _____

AN ORDINANCE AMENDING SECTION 31.16 ALDERMEN, COMPENSATION OF THE CODE OF FAYETTEVILLE TO ALTER THE MONTHLY COMPENSATION RECEIVED BY MEMBERS OF THE CITY COUNCIL

WHEREAS, compensation for members of the City Council has remained unchanged at \$700.00 per month since 1999; and

WHEREAS, from 1999 to the present year the average annualized growth rate for compensation of the Mayor has been 3.11% per year; and

WHEREAS, compensation for members of the City Council should be increased to a level which tracks the average annualized growth rate of mayoral compensation from 1999 to the present year with said amount continuing to track the percentage increase for mayoral compensation going forward; and

WHEREAS, if compensation for members of the City Council had increased at an annualized growth rate of 3.11% from 1999 to the present, the rate of current compensation would be \$1,042.00 per month;

NOW, THEREFORE, BE IT ORDAINED BY THE CITY COUNCIL OF THE CITY OF FAYETTEVILLE, ARKANSAS:

Section 1. That the City Council of the City of Fayetteville, Arkansas hereby amends **Section 31.16 Aldermen, Compensation** of the Code of Fayetteville so that, after amendment, the Section shall read as follows:

“31.16 Aldermen, Compensation

- (A) Compensation for each alderman shall be in the amount of \$1,042.00 per month without regular city benefits.
- (B) The amount in subsection (A) shall be automatically changed annually in a percentage amount equal to the percentage change, if any, in the compensation of the Mayor. This automatic change may be waived by the City Council upon adoption of an appropriate Resolution.”

PASSED and APPROVED this 18th day of December, 2012.

APPROVED:

ATTEST:

By: _____
LIONELD JORDAN, Mayor

By: _____
SONDRA E. SMITH, City Clerk/Treasurer

ALDERMAN COMPENSATION

2013 Projection

CURRENT MONTHLY PAY	\$	700
PROJECTED MONTHLY PAY	\$	1,042
BUDGET IMPACT (W/BENEFITS)	\$	35,344

YEAR	MAYOR		HOURLY PAYRATE	PAYRATE % CHANGE	PAYRATE % CHANGE CUMULATIVE	*MONTHLY PAYRATE ALDERMAN
1999	Hanna	\$	34.565			\$ 700.00
2000	Hanna	\$	35.041	1.38%	1.38%	\$ 710.00
2001	Coody	\$	35.597	1.59%	2.99%	\$ 721.00
2002	Coody	\$	36.074	1.34%	4.37%	\$ 731.00
2003	Coody	\$	38.279	6.11%	10.74%	\$ 775.00
2004	Coody	\$	40.054	4.64%	15.88%	\$ 811.00
2005	Coody	\$	44.825	11.91%	29.68%	\$ 908.00
2006	Coody	\$	46.035	2.70%	33.18%	\$ 932.00
2007	Coody	\$	50.344	9.36%	45.65%	\$ 1,020.00
2008	Coody	\$	51.461	2.22%	48.88%	\$ 1,042.00
2009	Jordan	\$	51.461	0.00%	48.88%	\$ 1,042.00
2010	Jordan	\$	51.461	0.00%	48.88%	\$ 1,042.00
2011	Jordan	\$	51.461	0.00%	48.88%	\$ 1,042.00
2012	Jordan	\$	51.461	0.00%	48.88%	\$ 1,042.00
ANNUAL GROWTH RATE			3.11%			3.11%

	A	B	C	D	G	H	I	J	K	L	M	N
1	CITY PROFILE OF NORTHWEST ARKANSAS -- March 2012											
2	Elected Official's Pay											
3	County	City	Population	Admin PH#	City Council Regular Meetings Per Month	Alderman Pay/Month	Mayor Pay/Month	Rec./ Clerk Pay/Month	Treasurer Pay/Month	% Paid Insurance for Employees (Individual)	Retirement	Notes
4	Benton	Avoca	488	621-5921		\$65	\$350					
5	Benton	Bella Vista	26,461	876-1255	1	\$420	\$5,500	\$300		86%	457 plan city pays 5%	Use ARML Insurance, use hired bookkeeper
6	Benton	Bentonville	35,301	271-3112	2	\$486	\$8,915	\$691		85%	APERS 13.47%	Use Blue Cross Insurance
7	Benton	Bethel Heights	2,372	751-7481	1	\$150	\$3,500	\$150		100%	APERS 13.47%	Use United Health Care Insurance, use hired bookkeeper
8	Benton	Cave Springs	1,729	248-1040 X7	1	\$70	\$3,600	\$542		100%	APERS 13.47%	Pay \$13,500 for accounting done by Treasurer
9	Benton	Centerton	9,515	795-2750, 795-0222	1	\$125	\$4,083	\$225		100%	457 plan city pays 6%	Use ARML Insurance, use hired bookkeeper
10	Benton	Decatur	1,699	752-3912	1	\$100	\$1,000	\$250		100%	457 plan city pays 4%	Use ARML Insurance, use hired bookkeeper
11	Benton	Elm Springs, BC	38	248-7323	1	\$100	\$1,250	\$100		100%	APERS 13.47%	Treasurer is a bookkeeper. Health insurance by United Health
12	Benton	Garfield	502	359-3652		\$110	\$1,295					
13	Benton	Gateway	405	656-3944		\$100	\$1,200					
14	Benton	Gentry	3,158	736-2555	1	\$210	\$3,527		\$4,276	100%	APERS 13.47%	Clerk includes financial and accounting duties, use ARML Insurance
15	Benton	Gravette	2,325	787-5757	2	\$150	\$1,250	\$500		100%	APERS 13.47%	use paid accountant
16	Benton	Highfill	583	736-5711		\$50	\$1,167					
17	Benton	Little Flock	2,585	636-2081	1	\$100	\$1,560	\$492		100%	457 plan city pays 2%	use paid accountant
18	Benton	Lowell	7,327	770-2185	1	\$250	\$5,480	\$400		100%	APERS 13.47%	council meets once /month. Clerk paid \$250 per cc meet and \$100 per PC meet. CC meets once and PC meets twice each month
19	Benton	Pea Ridge	4,794	451-1122	1	\$125	\$3,750	\$125		100%	Penn Mutual fund manager for qualified retirement city starts @ 4% and escalates up to 10% of employee pay based on tenure.	City of first class, paid accountant
20	Benton	Rogers	55,964	621-1117	2	\$715	\$9,785	\$5,233		89%	APERS 13.47%	City of first class, paid accountant
21	Benton	Siloam Springs	15,039	524-5136	2	\$440	\$833					
22	Benton	Springdale BC	6,054	750-8114	2	\$850	\$8,250	\$5,948		70%	457 plan city pays 6%	City of first class, paid accountant
23	Benton	Springtown	87									
24	Benton	Sulphur Springs	511	298-3218	1	\$0	\$0	\$0		None	None	
25	Benton Co. Total		221,339	271-1000								
26	Washington	Elkins	2,648	643-3400	1	\$100	\$1,000	\$208		100%	457 plan city pays 3%	
27	Washington	Elm Springs, WC	1,497	248-7323	1	\$100	\$1,250	\$100		100%	APERS 13.47%	Treasurer is a bookkeeper. Health insurance by United Health
28	Washington	Farmington	5,974	267-3865	1	\$150	\$1,800	\$600		100%	APERS 13.47%	City of first class, paid accountant
29	Washington	Fayetteville	73,580	575-8323	2	\$700	\$8,920	\$5,230		93%	457 plan city pays 12%	City of first class, paid accountant
30	Washington	Goshen	1,071	442-9128	1	\$0	\$0	\$1,000		100%	APERS 13.47%	City of second class, paid accountant, use Blue Cross
31	Washington	Greenland	1,259	521-5760	1	\$50	\$869			100%	APERS 13.47%	ARML Insurance, clerk also does accounting
32	Washington	Johnson	3,354	521-7291	1	\$100	\$4,341		\$2,894	100%	None	ARML Insurance, clerk also does accounting
33	Washington	Lincoln	2,249	824-3321	1	\$100	\$500	\$150		95%	APERS 13.47%	City of first class, paid accountant
34	Washington	Prairie Grove	4,380	846-2951	1	\$30	\$2,500	\$80		100%	APERS 13.47%	City of first class, paid accountant @ \$1300 per month (Dan Fryor)
35	Washington	Springdale, WC	63,743	750-8114	2	\$850	\$8,250	\$5,948		70%	457 plan city pays 6%	City of first class, paid accountant
36	Washington	Tontitown	2,460	361-2700	2	\$400	\$1,000	\$1,100		none	None	
37	Washington	West Fork	2,317	839-2342	1	\$0	\$583	\$200	\$1,750	100%	APERS 13.47%	Use United Health on insurance
38	Washington	Winslow	391	634-3901		\$40	\$650					
39	Washington Co. Total		203,065	444-1700								
40	Average Benton Co City				1.3	\$291	\$3,315			95%		
41	Average Benton Co City less big 4				1.1	\$122	\$2,358	\$309		100%		
42	Average Washington Co City				1.3	\$207	\$2,436			96%		
43	Average Washington Co City less Big 2				1.1	\$97	\$1,318	\$430		99%		
44	2 County City Average less big 6				1.1	\$110	\$1,838					
45												
46	\$20,914	Would be freed up, if Tontitown aldermen were paid 2 county average per month vs \$400 currently paid										
47	\$21,796	Would be freed up, if Tontitown aldermen were paid Washington Co Average vs \$400 currently paid										
48	\$13,800	Would be freed up, if Tontitown R/T were paid 2 county average per month vs \$1150 currently paid										
49	\$8,643	Would be freed up, if Tontitown R/T were paid Washington county average per month vs \$1150 currently paid										

